

Directions for making the flash cards.
 'We make a salad together from the backyard'
 Cut on the dotted lines horizontal across and fold on the vertical that go up and down lines.
 You can either tape or glue to make the flash card.

Sight Word Vocabulary Definitions:

| | |
|------------------|---|
| add - | to place with another and make more than one |
| black olives - | a green or black food that grows on trees that people eat |
| cheese - | a food made out of milk |
| dandelion - | a plant that grows in the backyard that people sometimes eat the leaves |
| green pepper - | a green vegetable that grows toward the ground that people eat |
| leaves - | a structure on a plant that makes oxygen for people to breath that people sometimes eat |
| pick or pluck - | a two finger gentle pull that detaches something from something else |
| rinse - | the action of a liquid being poured over something to get it clean |
| salad - | a food combined with other foods usually in a bowl |
| salad dressing - | a food that season's a salad to give it a different flavor |
| tomato - | a red round vegetable that grows on the ground that people eat |

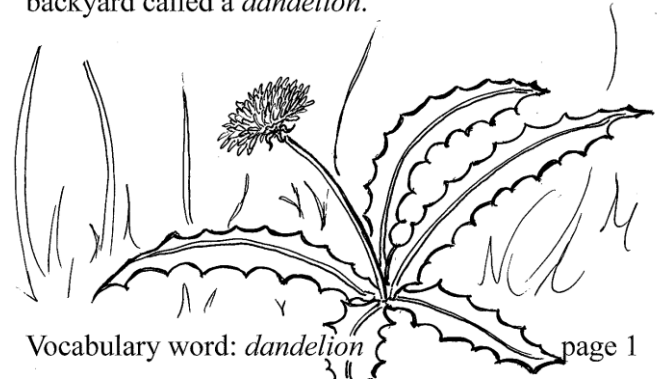
We make a salad together from the
backyard



The dandelion plant

dandelion

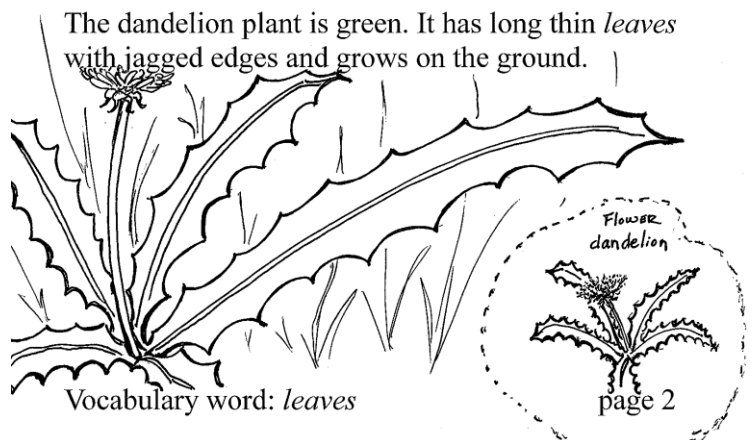
We found a brightly colored yellow flower in the backyard called a *dandelion*.



Vocabulary word: *dandelion* page 1


leaves

The dandelion plant is green. It has long thin *leaves* with jagged edges and grows on the ground.

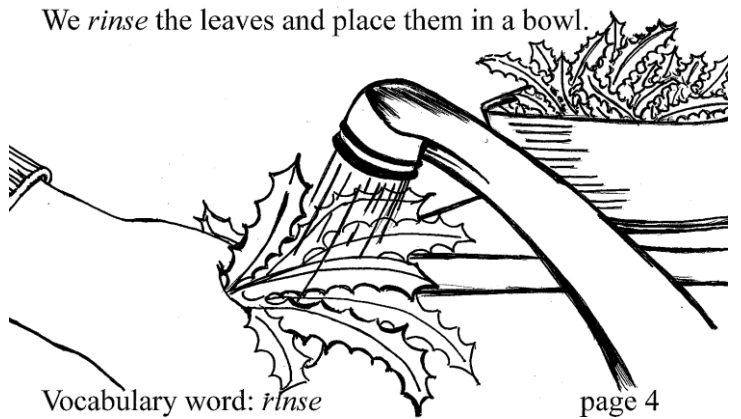


Vocabulary word: *leaves*


pick
or
pluck




rinse



salad dressing




add



cheese
tomato
black olives
green pepper


Today, after adding the salad dressing, we add *cheese, tomato, black olives and green pepper.*



Vocabulary word: *cheese, tomato, black olives and green pepper*
page 7

salad

Yummy! We got a salad to eat!



Vocabulary word: *salad*
page 8